



Tuscarawas County

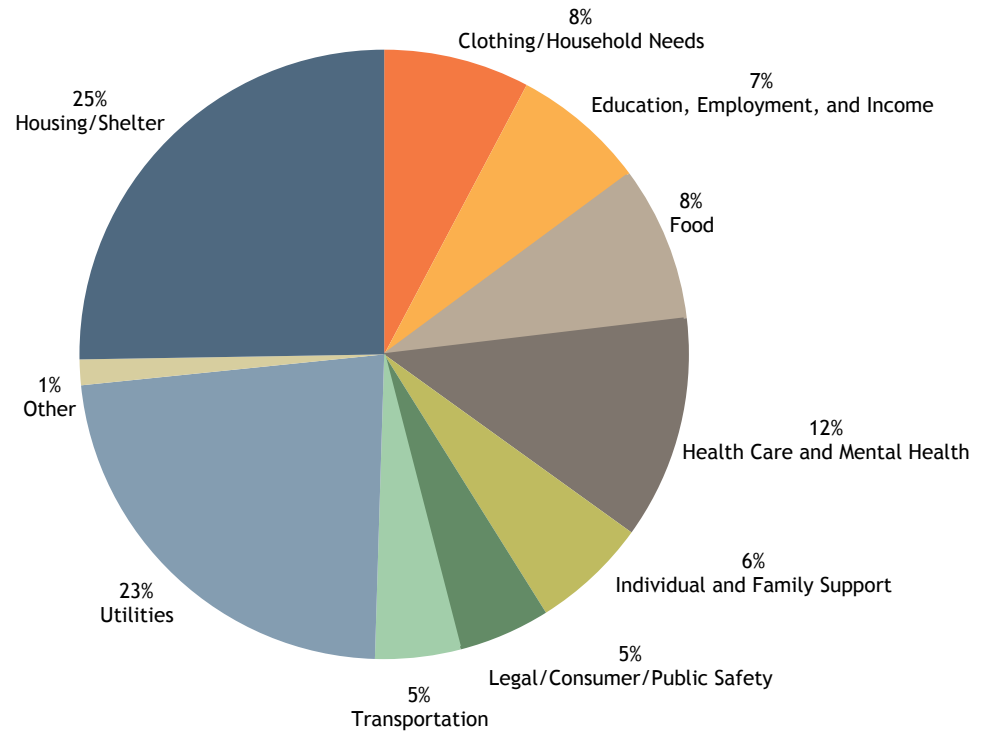
2017 Cumulative Report



Total contacts
902

Non-phone contacts
Chat 5

Breakdown of needs



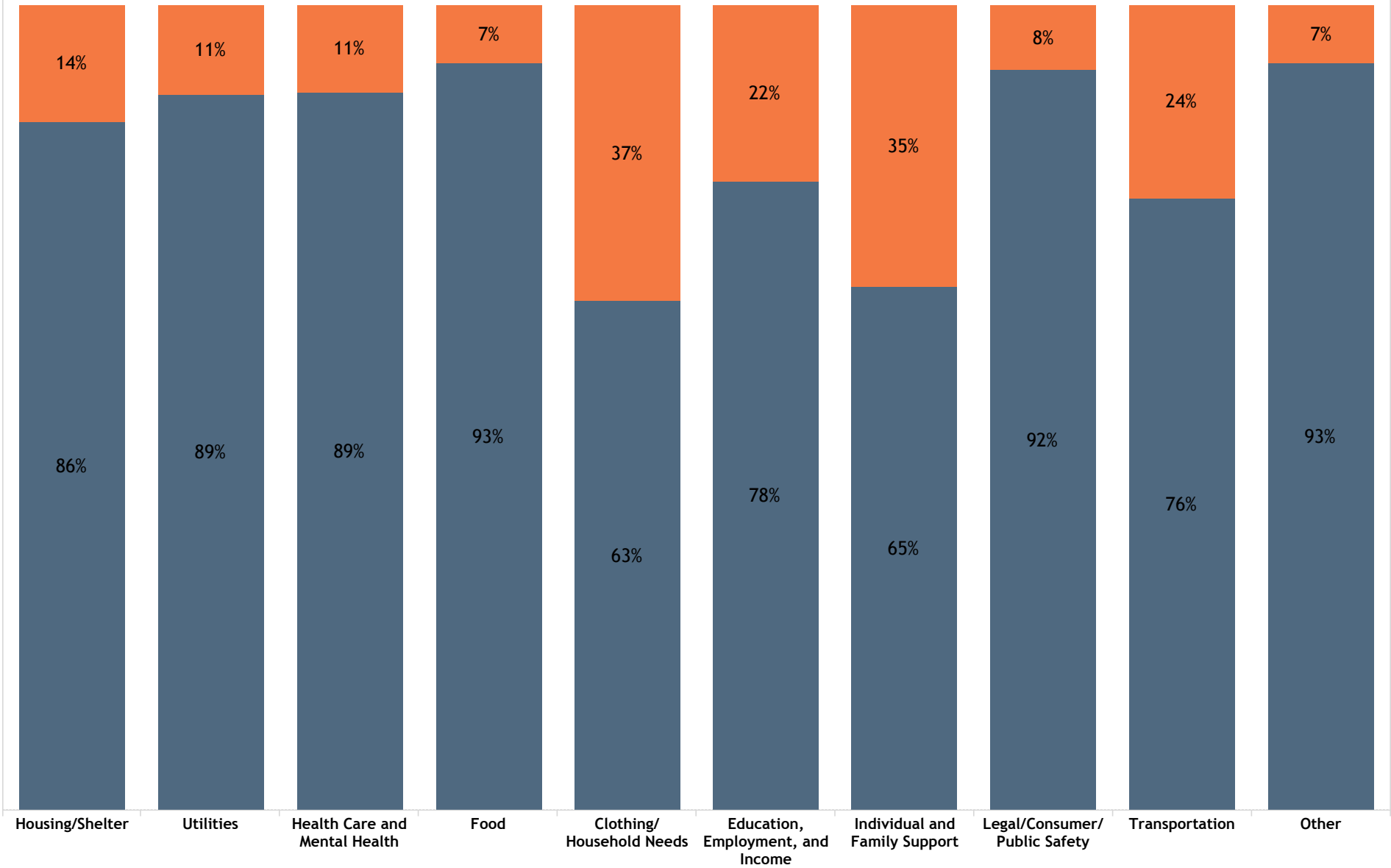
Need Category "Other" includes: Arts, Culture, and Recreation; Other Government/Economic Services; Volunteers/Donations

Annual Outcomes for 2-1-1 (all counties)

- 97% of surveyed clients would contact 2-1-1 again if they needed assistance
- 111k updates are made to the Community Resource Database annually
- Upon follow-up, 86% of clients received help or reported help was in progress
- 88% of clients discovered new resources or information by contacting 2-1-1
- 89% increase in time dedicated to each client since 2012

Met and unmet needs

Unmet Needs Met Needs



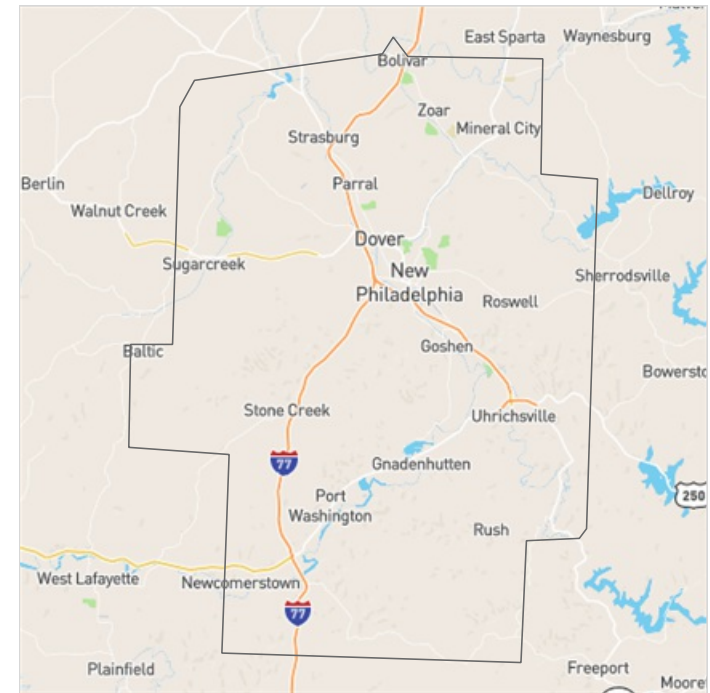
Need Category "Other" includes: Arts, Culture, and Recreation; Other Government/Economic Services; Volunteers/Donations

Rank by number of residents assisted

- New Philadelphia
- Dover
- Uhrichsville
- Dennison
- Newcomerstown
- Mineral City
- Strasburg
- Bolivar
- Gnadenhutten
- Port Washington
- Baltic
- Midvale
- Stone Creek
- Tuscarawas
- Zoar

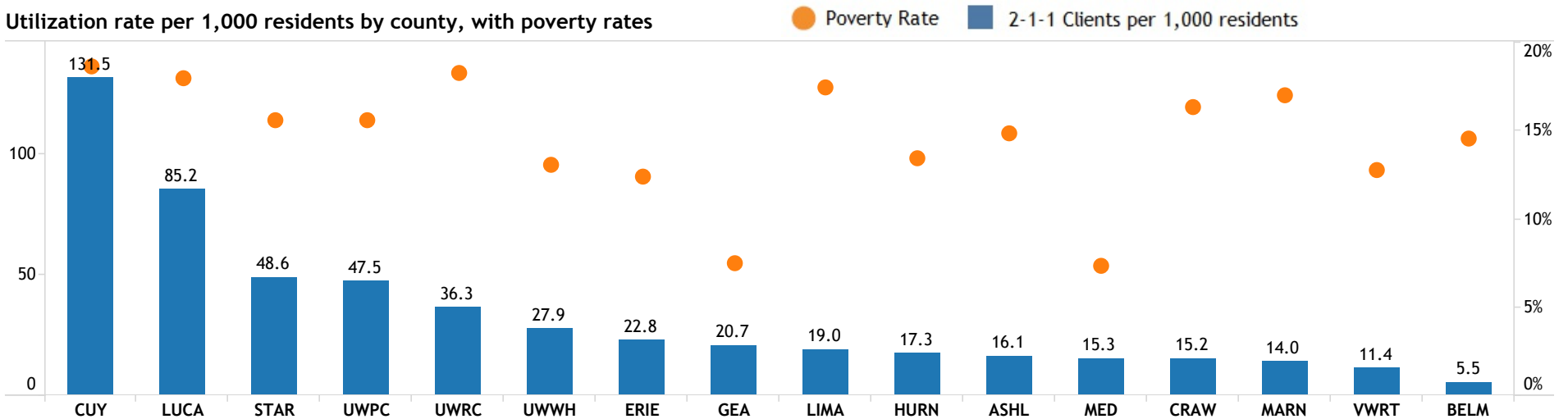
Rank by utilization rate per 1,000 residents

- 1 Mineral City
- 2 Dennison
- 3 Bolivar
- 4 Stone Creek
- 5 New Philadelphia
- 6 Uhrichsville
- 7 Port Washington
- 8 Newcomerstown
- 9 Baltic
- 10 Dover
- 11 Strasburg
- 12 Gnadenhutten
- 13 Midvale
- 14 Zoar
- 15 Tuscarawas



Some cities and townships not included due to not having Geographic Information System data

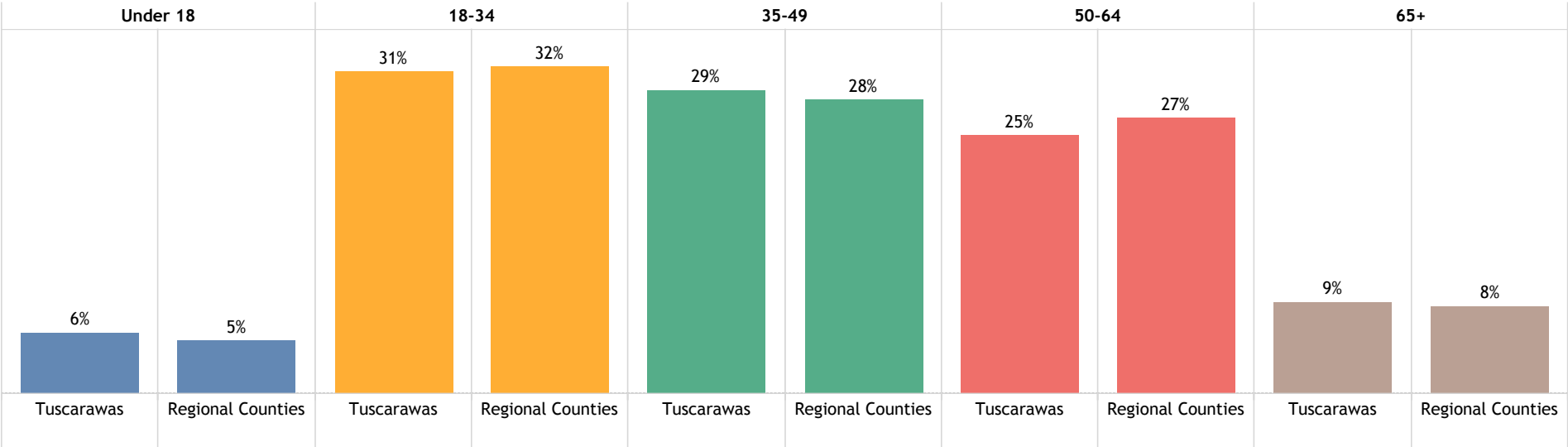
Utilization rate per 1,000 residents by county, with poverty rates



Township and County Population source: U.S. Census Bureau (2015). Poverty Rate source: U.S. Census Bureau (2015)

"LUCA" includes Hancock, Lucas, Ottawa, & Wood Counties. "MARN" includes Marion & Wyandot Counties. "STAR" includes Carroll, Coshocton, Harrison, Jefferson, Stark, & Tuscarawas Counties. "UWWH" includes Wayne & Holmes Counties.

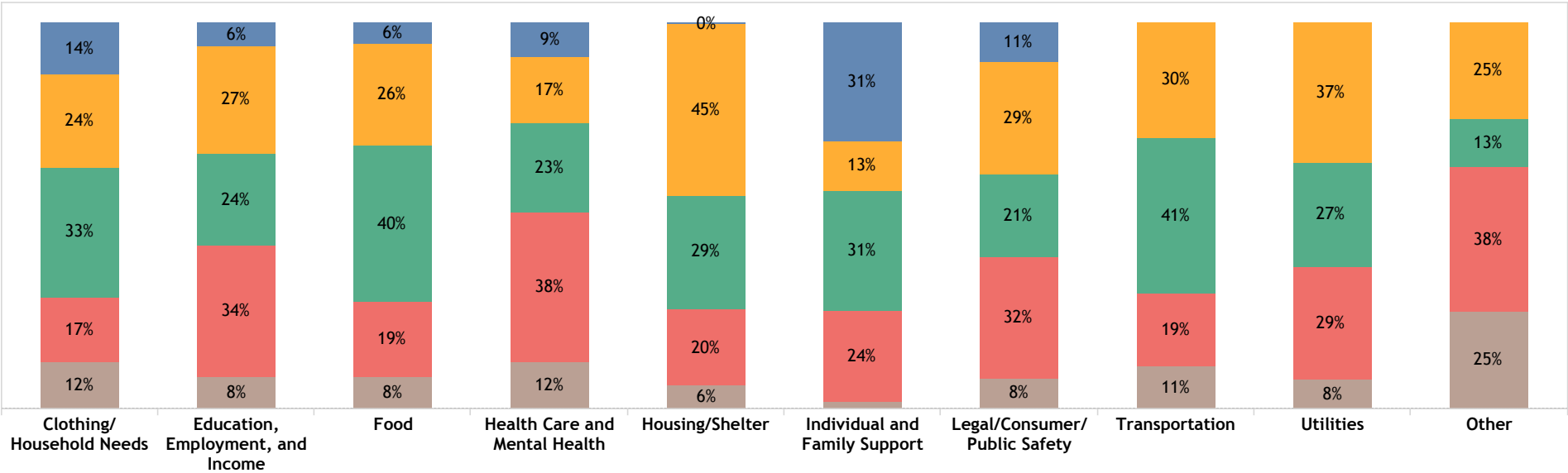
Contacts by age of person in need



"Regional Counties" includes: Carroll, Coshocton, Harrison, Jefferson, and Stark

■ Under 18 ■ 18-34 ■ 35-49 ■ 50-64 ■ 65+

Contacts by age and need



Need Category "Other" includes: Arts, Culture, and Recreation; Other Government/Economic Services; Volunteers/Donations